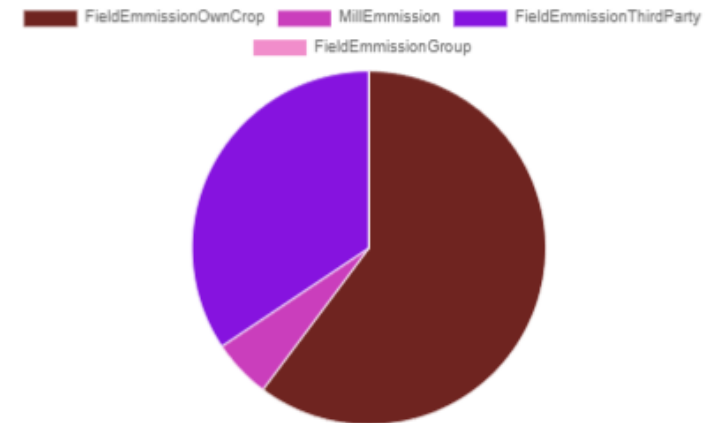


Agroindustrial Uumbal - 2021 Summary

Summary Emission

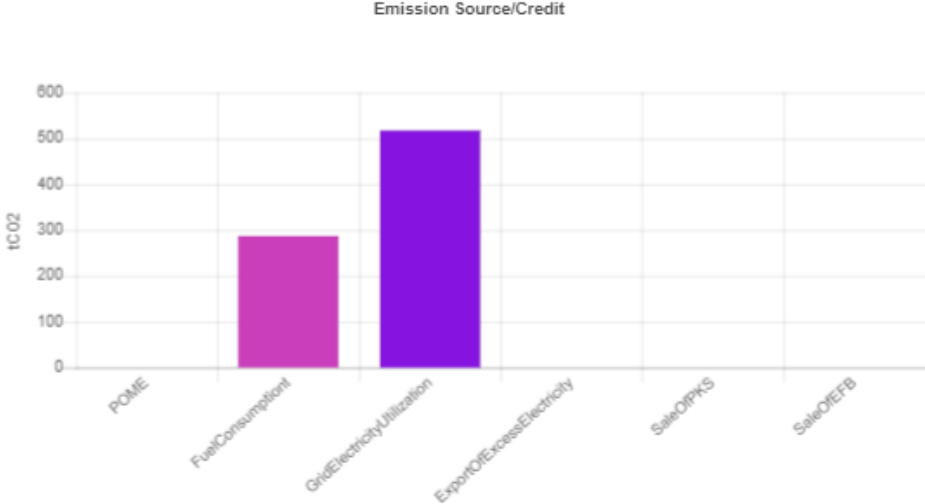
Product	tCOe2 / tProduct	Action
CPO	-0.27	
PK	-0.27	
PKO	-0.27	
PKE	-0.27	

Description	Unit	Value	Action
Oil palm planted on mineral soil	Ha	8250.21	
Oil palm planted area on peat	Ha	0.00	
Total oil palm planted area	Ha	8250.21	
Conservation area (Forested)	Ha	1025.99	
Conservation area (Non-Forested)	Ha	2962.04	
FFB Production per hectarage	t/ha	21.85	
OER	%	23.55	
KER	%	4.02	



Mill Emissions and Credits

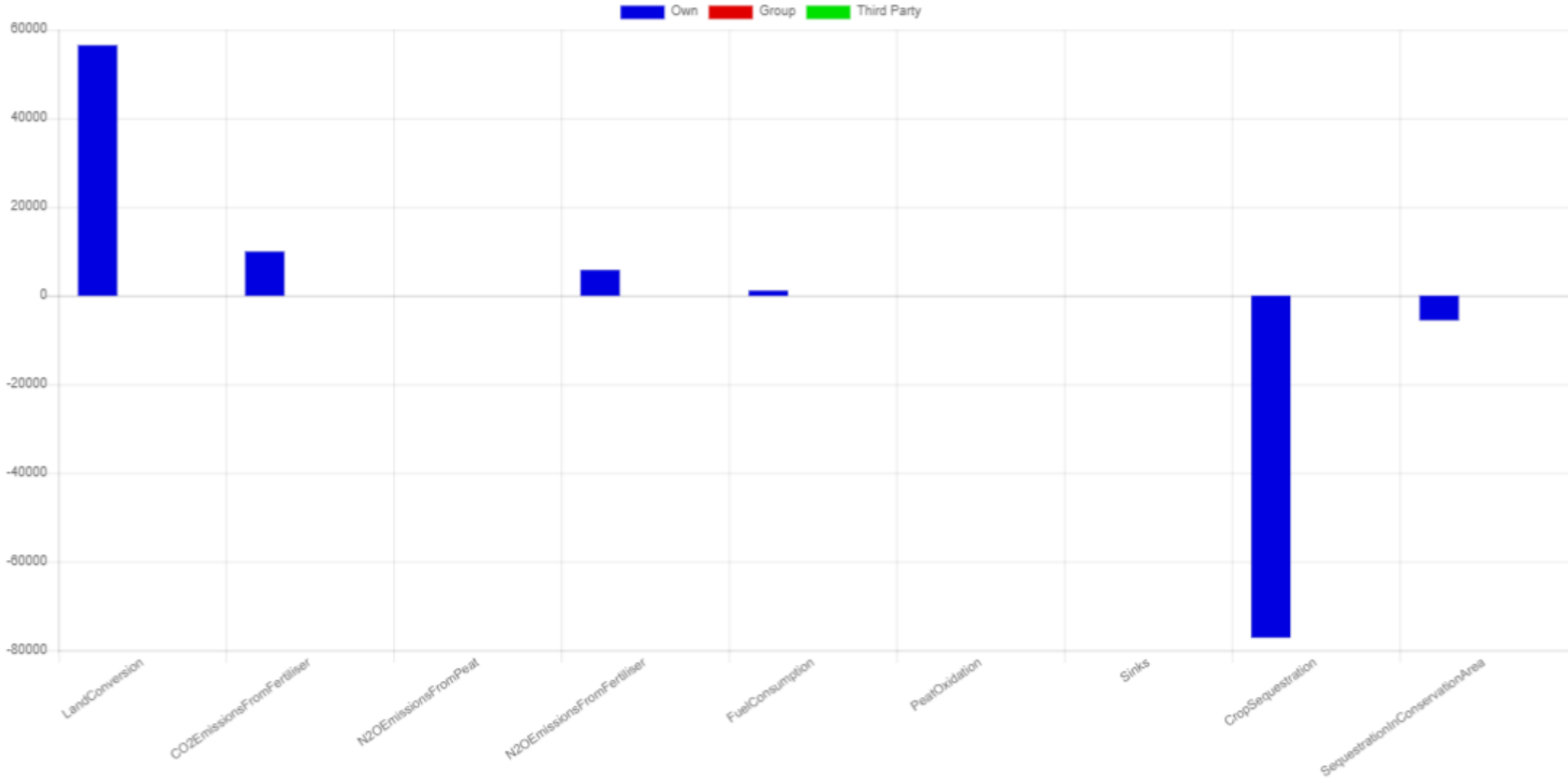
Description	tCO2	tCO2e/t FFB	Action
Emission Sources			
POME	0.00	0.00	
Fuel Consumption	288.38	0.00	
Grid Electricity Utilisation	518.76	0.00	
Credits			
Export of Excess Electricity to Housing & Grid	0.00	0.00	
Sale of PKS	0.00	0.00	
Sale of EFB	0.00	0.00	
Total	807.14	0.00	



Estate/Plantation field emissions and sinks

Description	Own			Group			3rd Party			Total
	tCO2e	tCO2e/ha	tCO2e/t FFB	tCO2e	tCO2e/ha	tCO2e/t FFB	tCO2e	tCO2e/ha	tCO2e/t FFB	
Emission Source										
Land Conversion	56616.54	6.86	0.49	0.00	0.00	0.00	0.00	0.00	0.00	56616.54
CO2 Emissions from Fertiliser	10075.54	1.22	0.09	0.00	0.00	0.00	0.00	0.00	0.00	10075.54
N2O Emissions from Peat	0.00	0.00	0.00	0.00	0.00	0.00	0.00	0.00	0.00	0.00
N2O Emissions from Fertiliser	5909.94	0.72	0.05	0.00	0.00	0.00	0.00	0.00	0.00	5909.94
Fuel Consumption	1258.68	0.15	0.01	0.00	0.00	0.00	0.00	0.00	0.00	1258.68
Peat Oxidation	0.00	0.00	0.00	0.00	0.00	0.00	0.00	0.00	0.00	0.00
Sinks										
Crop Sequestration	-77236.24	-9.36	-0.67	0.00	0.00	0.00	0.00	0.00	0.00	-77236.24
Sequestration in Conservation Area	-5642.94	-0.68	-0.05	0.00	0.00	0.00	0.00	0.00	0.00	-5642.94
Total	-9018.50	-1.09	-0.08	0.00	0.00	0.00	-5148.58	0.00	0.00	-14167.08

Field Emission and Sinks



Emissions from Palm Kernel Crusher

Emission Source	tCO2e
PK from own mill	-1948.50
PK from other sources	0.00
Fuel Consumption	0.00
Total Crusher Emissions	-1948.50

